

European Liver Patients' Association **ELPA**

Hilje Logtenberg-van der Grient



Who is ELPA?

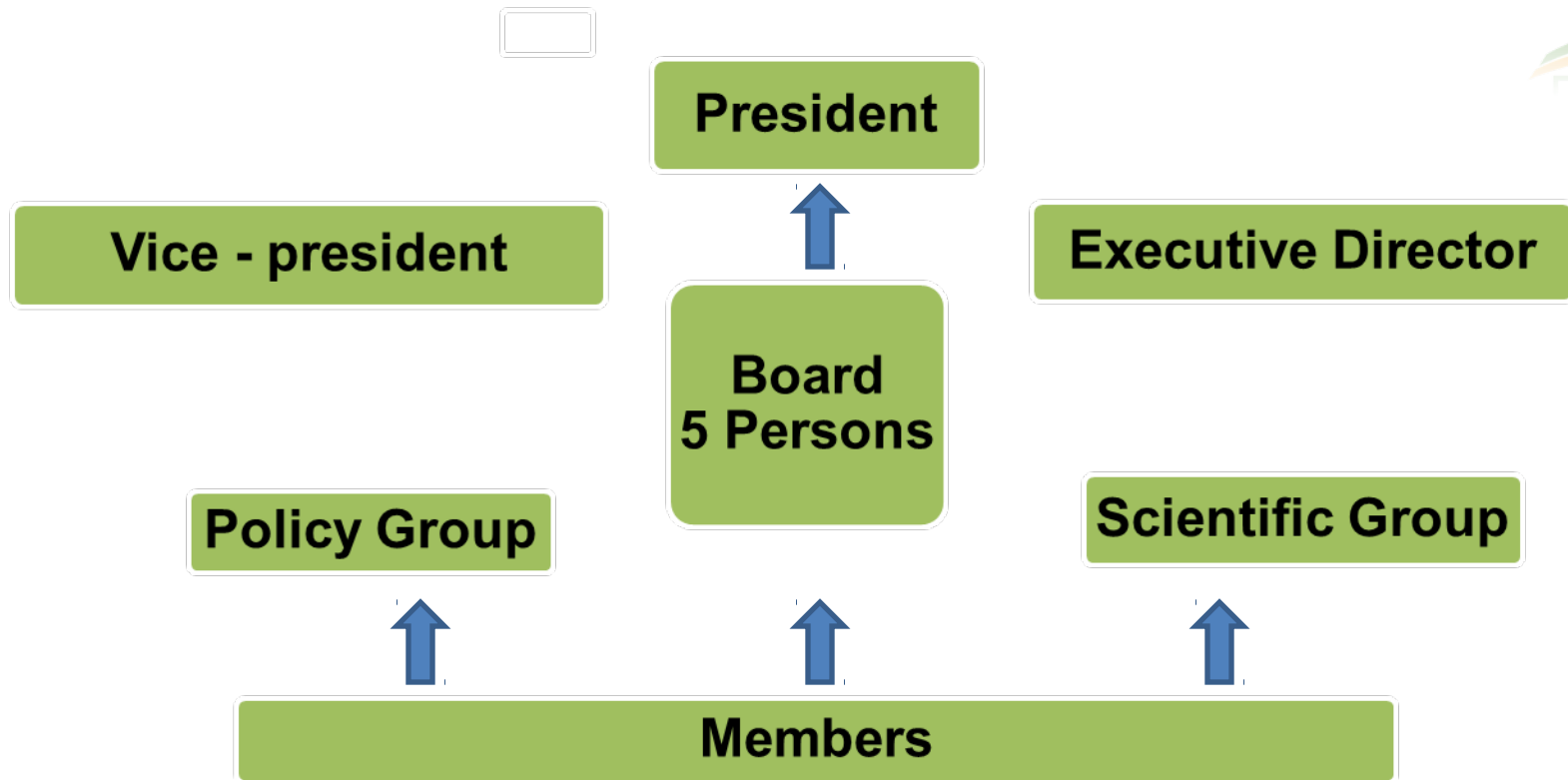
European Liver
Patients Association



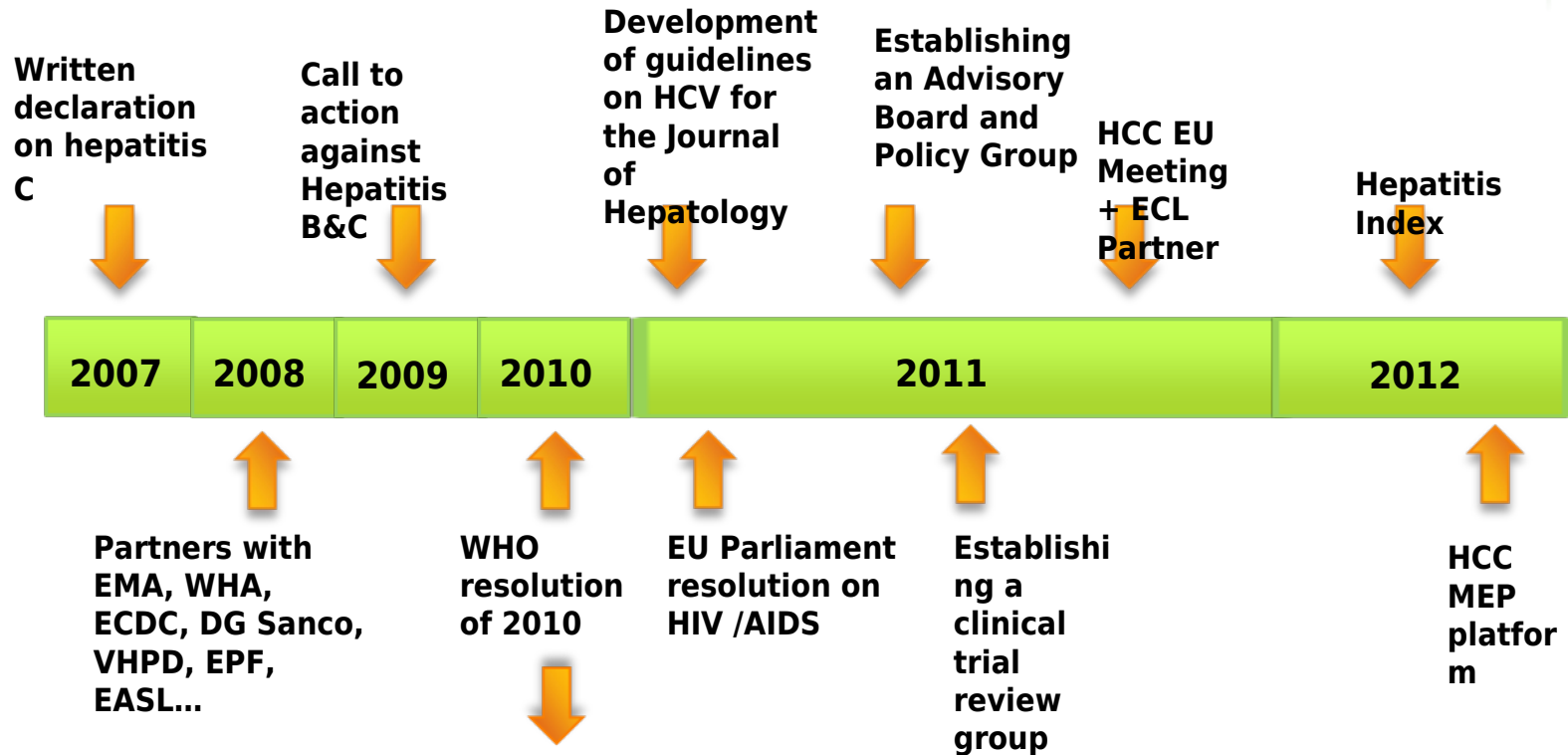
The European Liver Patients' Association:

- **Launched in April 2005**
- **Has 23 members in 19 European countries**
- **Promotes interests of diagnosed liver patients**
- **Outreaching not only to hepatitis patients**
- **Promotes awareness and political action**
- **Advocates for harmonization in healthcare**

Structure



Milestones



World Hepatitis Day 28 July

Our policy strategy

until 2010:

Hepatitis C:
Written
Declaration



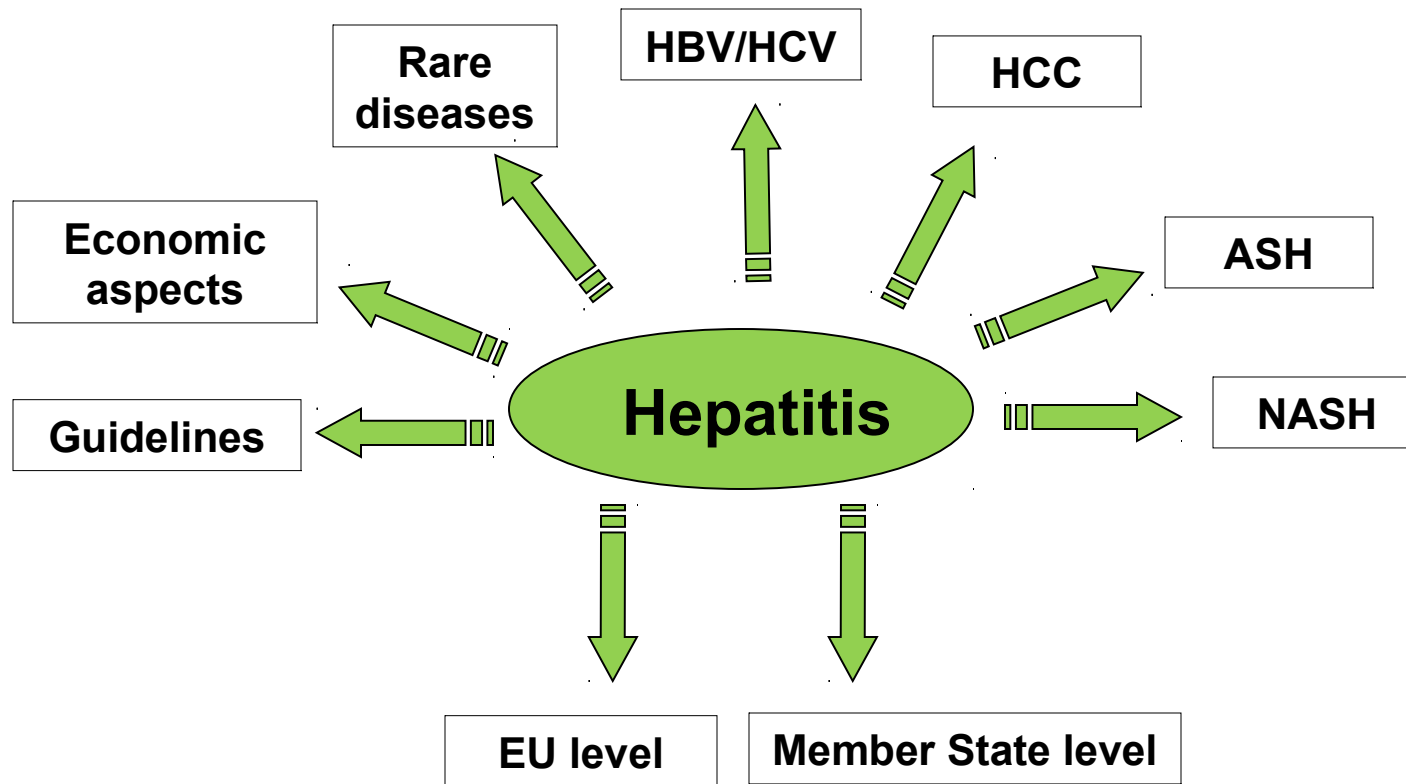
EU Council
recommendation
on hepatitis C

The main focus was only on hepatitis C.

A decorative wavy line at the bottom of the slide, consisting of a dark green band on the left, a light green band in the middle, and an orange band on the right, all curving upwards from left to right.

Our policy strategy

from 2010 onwards:



Euro Hepatitis Care Index: www.hep-index.eu

- ❖ **A systemic analysis of the current situation in Europe the EU 27, Croatia, Norway and Switzerland**
- ❖ **Indicators:**
 - Information programs**
 - Prevention and vaccination programs**
 - Screening and diagnosis programs**
 - Access to treatment / waiting times**
 - Patient support programs**

Operated by HCP with the support of ELPA and EASL

Index map - Euro Hepatitis Care Index - Mozilla Firefox

Filei Bearbeiten Ansicht Chronik Lesezeichen Extras Hilfe

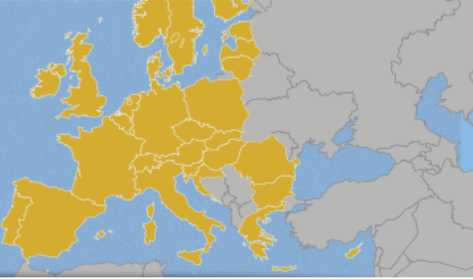
Index map - Euro Hepatitis Care Index

www.hep-index.eu/index-map.html

Google

hep index Home Launch event Index map Sub-Disciplines & Indicators Methodology About Hepatitis Contacts

How to start...
 Select the countries from the map which you want to compare
 OR
 Select one of the "pre-selected sets". They show interesting relationships between individual indicators per country.
 "pre-selected sets"
 The overview can be found below on the page.



<input checked="" type="checkbox"/> Austria	<input checked="" type="checkbox"/> Belgium	<input checked="" type="checkbox"/> Bulgaria	<input checked="" type="checkbox"/> Croatia	<input checked="" type="checkbox"/> Cyprus
<input checked="" type="checkbox"/> Czech Republic	<input checked="" type="checkbox"/> Denmark	<input checked="" type="checkbox"/> Estonia	<input checked="" type="checkbox"/> Finland	<input checked="" type="checkbox"/> France
<input checked="" type="checkbox"/> Germany	<input checked="" type="checkbox"/> Greece	<input checked="" type="checkbox"/> Hungary	<input checked="" type="checkbox"/> Ireland	<input checked="" type="checkbox"/> Italy
<input checked="" type="checkbox"/> Latvia	<input checked="" type="checkbox"/> Lithuania	<input checked="" type="checkbox"/> Luxembourg	<input checked="" type="checkbox"/> Malta	<input checked="" type="checkbox"/> Netherlands
<input checked="" type="checkbox"/> Norway	<input checked="" type="checkbox"/> Poland	<input checked="" type="checkbox"/> Portugal	<input checked="" type="checkbox"/> Romania	<input checked="" type="checkbox"/> Slovakia
<input checked="" type="checkbox"/> Slovenia	<input checked="" type="checkbox"/> Spain	<input checked="" type="checkbox"/> Sweden	<input checked="" type="checkbox"/> Switzerland	<input checked="" type="checkbox"/> United Kingdom

Indicator selection: 11 Indicators selected

Order countries by: Total Score

Download selected data as PDF

Indicator	France		Slovenia		Germany		Sweden	
	Rank	Total Score	Rank	Total Score	Rank	Total Score	Rank	Total Score
1. Prevention	1 st	912.4	2 nd	867.3	3 rd	832.4	4 th	805.6
11 Public awareness about hepatitis	o		o		o		-	
12% Universal infant HBV vaccination coverage	o		+		+		-	
	+							

Windows Taskbar: 16:32 05.11.2012

The overall situation in Europe is bad

- ❖ **Significant shortcomings in all categories across all countries.**
- ❖ **High prevalence of viral hepatitis.**
- ❖ **Low detection rate due to lack of consistent screening programmes, especially among high risk groups.**
- ❖ **Significant increase in late stage liver diseases because of viral hepatitis (cirrhosis & HCC).**
- ❖ **High inequality with regard to access to treatment options within and among countries and EU regions.**

3 main areas need to be improved

- ❖ **Lack of awareness of the risks of transmission** especially among high risk groups
- ❖ **Lack of access to testing and treatment**
once screened, many options for effective treatment exist.
- ❖ **Lack of specific registries on viral hepatitis** to keep track of infected patients and transmission threats

Solutions are obvious

- ❖ **National strategies/plans**, which focus on the 3 areas of improvement, are the main vehicle to address the shortcomings
- ❖ Individual examples of **best practices** exist in Europe. They need to be consistently implemented across all countries.
- ❖ **Patient empowerment** is a part of the solution. Patients need to be involved in the design and implementation of national strategies for these to succeed

Urgent fields of improvement

- ❖ **Vaccination of target groups for hepatitis B immunization** (persons at risk such as migrants, prisoners and sex workers) remains insufficient.
- ❖ **Public awareness and awareness in special risk groups** (migrants, prisoners, MSM, sex workers, drug users)
- ❖ **Improvement in the prison setting:** needle exchange programs, free available condom distribution, substitution therapies, “bleach”/disinfections in prison.
- ❖ **Systematic testing in high risk groups such as:** IDUs (HBV), MSM, hemophiliacs (HBV), migrants.
- ❖ **Involvement of patient organizations in health decision process**

Thank you for your attention



www.elpa-info.org